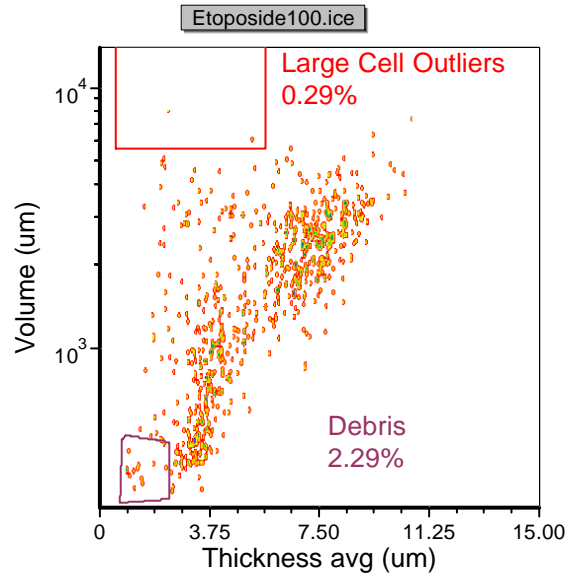
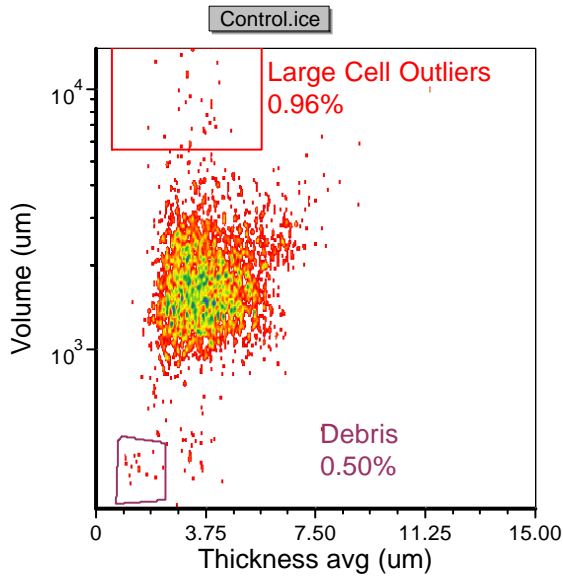


Artifact Exclusion



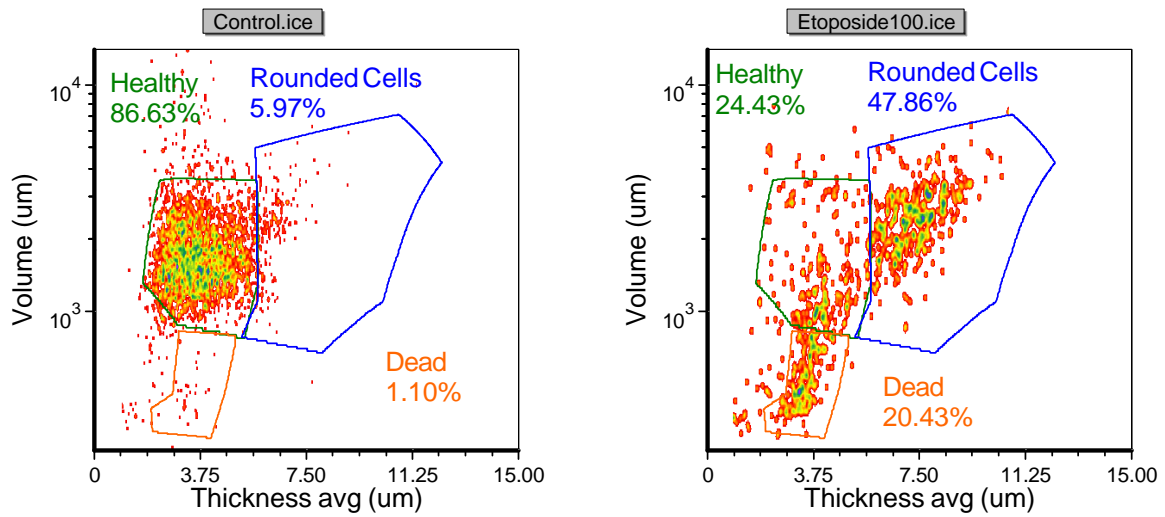
**Debris and Large Cell Outliers
Control**

Cell #	Gates	Holographic p
854		
925		
953		
999		
1095		

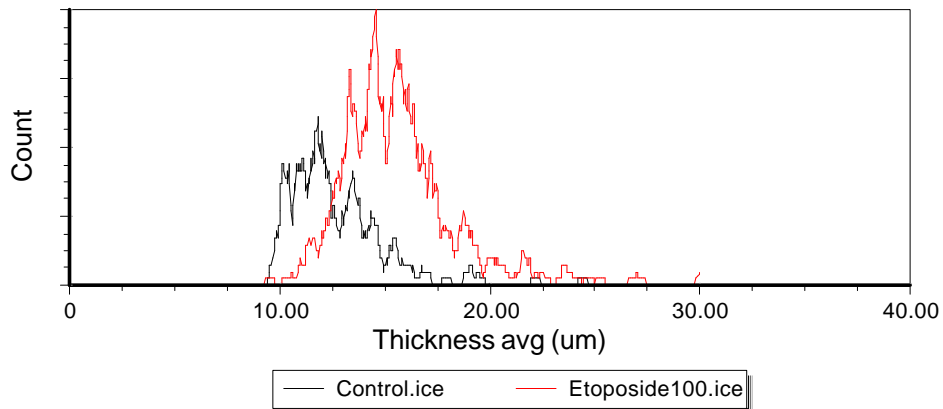
**Debris and Large Cell Outliers
Etoposide**

Cell #	Gates	Holographic p
136		
342		
353		
355		
357		

Health Assessment



Control vs Etoposide
Thickness of Rounded Cells

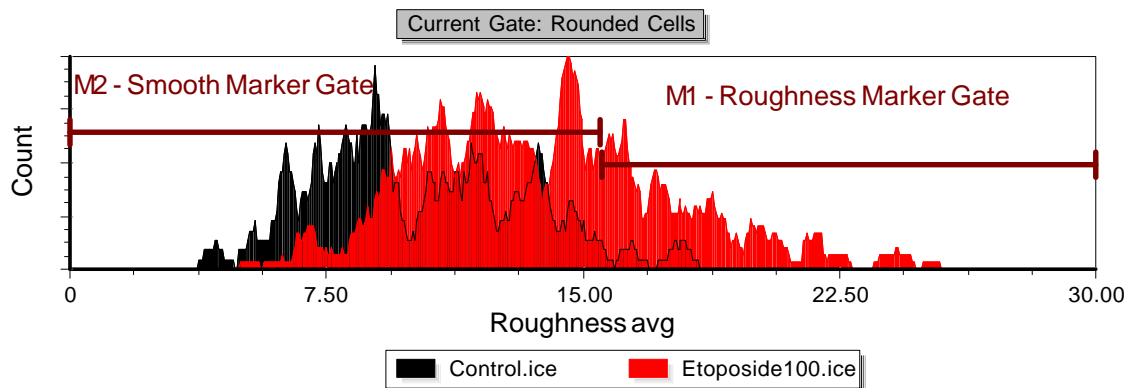


	Control	Etoposide
% Healthy	86.63%	24.43%
% Rounded Cells	5.97%	47.86%
% Dead Cells	1.10%	20.43%


Cell #	Gates	Holographic p
1		
2		
3		
4		
5		

Cell #	Gates	Holographic p
1		
2		
3		
4		
5		

Roughness Assessment



Roughness Assessment	Control	Etoposide
% Rough	4.76%	30.15%
# Rough	8	101
% Smooth	95.24	69.25
# Smooth	160	232
Ratio Rough : Smooth	5.00	43.53



Smooth Cells
Control

Cell #	Gates	Holographic phase
16		
62		
160		
167		

Smooth Cells
Etoposide

Cell #	Gates	Holographic p
2		
3		
4		
7		

Rough Cells
Control

Cell #	Gates	Holographic phase
60		
338		
365		
556		
572		

Rough Cells
Etoposide

Cell #	Gates	Holographic p
12		
13		
17		
28		
32		